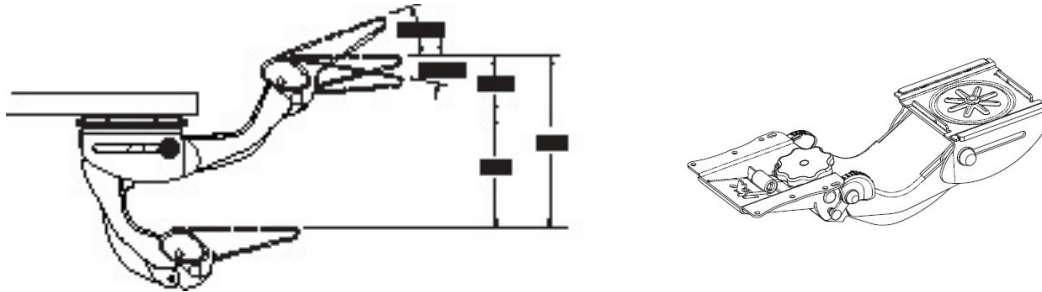




Houdini™



Features


HEIGHT ADJUSTMENT	
UP	3" (76 mm)
DOWN	5" (127 mm)
TOTAL	8" (203 mm)
HEIGHT INDICATOR	YES
ADJUSTED BY	LIFT AND RELEASE, NO KNOBS OR LEVERS
TILT ADJUSTMENT	+10° / -20°
TILT INDICATOR	YES
ADJUSTED BY	WHEEL
REAR SWIVEL	360°
FULLY RETRACTABLE	YES, 17¼" (450 mm) TRACK INCLUDED
ANSI/BIFMA X5.5 1998	YES, EXCEEDS
MATERIAL	STEEL
FINISH	TEXTURED BLACK POWDER COAT
WARRANTY	LIFETIME

Advantages

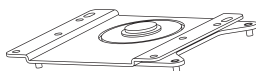
- Patented design works on both short returns and in corners (!!!)
- Height and tilt indicators are attractive and practical
- Soft-touch wheel allows convenient, stable, one-hand tilt adjustment
- Provides a total travel range of 8" (5" below worksurface, and 3" above)
- Offers maximum seated flexibility, with a full 20° negative tilt and 10° positive tilt
- "Lift and release" height adjustment is effortless and secure
- 360° rear swivel provides additional keyboard tray positioning
- Slim profile maximizes knee clearance when in use or retracted
- Exceeds the ANSI/BIFMA X5.5-1998 industry performance standard
- Lifetime warranty

Track Options

Houdini™ ESS track

Track Size	Model #
18" Track	KHD18 
21" Track	KHD21
23" Track	KHD23

dual swivel plate



25396

- fits straight, diagonals 12" (304 mm) and greater, radius 12" (304 mm)
- denoted as DS suffix in combos
- dual swivel provides increased mobility