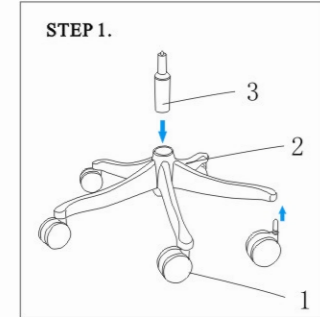


CONTENTS

- A Product Assembly Instruction ①
- B Hardware ④
- C Product Function Introduction ⑤
- D Headrest angle adjustment ⑤
- E Headrest height adjustment ⑦
- F Headrest forward or backward adjustment ⑦
- G Armrest height adjustment ⑧
- H Seat depth adjustment ⑧
- I Backrest flexible tilt tension adjustment ⑧
- J Seat height adjustment ⑧
- K Arm-pad angle adjustment ⑨
- L Arm-pad forward or backward adjustment ⑨
- M Backrest tilt angle adjustment ⑩

FUZ9LX-HI

Product Assembly Instruction



PREVENTIVE MAINTENANCE AND WARNING

USE THIS PRODUCT ONLY FOR SEATING ONE PERSON AT A TIME.

DO NOT USE CHAIR AS STEP STOOL/LADDER.

DO NOT USE CHAIR UNLESS ALL BOLTS, SCREWS ARE TIGHT AT LEAST EVERY SIX MONTHS.

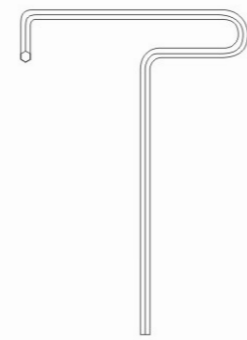
CHECK ALL BOLTS, SCREWS TO BE SURE THEY ARE TIGHT.

IF ANY PARTS ARE MISSING, BROKEN, DAMAGED OR WORN, STOP USE OF THE PRODUCT

UNTIL REPAIRS ARE MADE USING FACTORY AUTHORIZED PARTS.

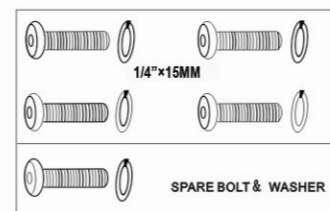
FAILURE TO FOLLOW THESE WARNINGS CAN RESULT IN SERIOUS INJURY.

HEADWARE

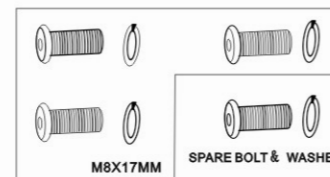


ALLEN WRENCH

TYPE "A" ARM BOLTS & WASHER



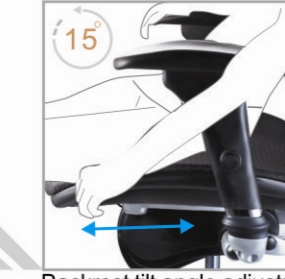
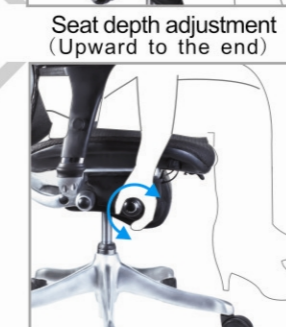
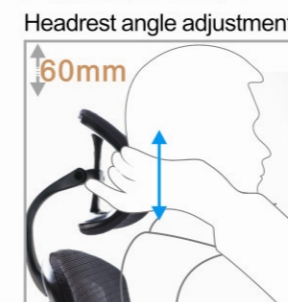
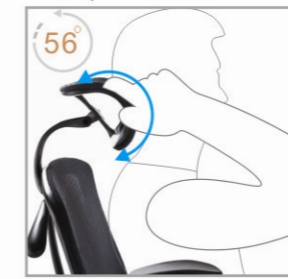
TYPE "B" BACK BOLTS



Product Function Introduction



Manipulation Manual



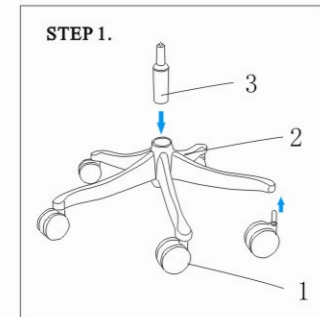
FOR ASSEMBLY ASSISTANCE CALL  
CUSTOMER SERVICE: 1-800-637-0005  
METRO N.Y.: 1-516-481-9500  
9 a.m to 5 p.m (Eastern)

CONTENTS

- A Product Assembly Instruction ①
- B Hardware ④
- C Product Function Introduction ⑤
- D Armrest height adjustment ⑤
- E Seat depth adjustment ⑦
- F Backrest flexible tilt tension adjustment ⑦
- G Seat height adjustment ⑧
- H Arm-pad angle adjustment ⑧
- I Arm-pad forward or backward adjustment ⑧
- J Backrest tilt angle adjustment ⑨

FUZ8LX-LO

Product Assembly Instruction



PREVENTIVE MAINTENANCE AND WARNING

USE THIS PRODUCT ONLY FOR SEATING ONE PERSON AT A TIME.

DO NOT USE CHAIR AS STEP STOOL/LADDER.

DO NOT USE CHAIR UNLESS ALL BOLTS, SCREWS ARE TIGHT AT LEAST EVERY SIX MONTHS.

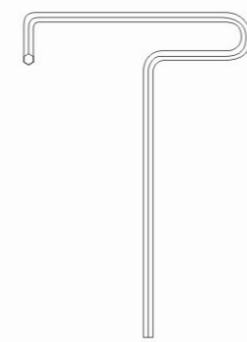
CHECK ALL BOLTS, SCREWS TO BE SURE THEY ARE TIGHT.

IF ANY PARTS ARE MISSING, BROKEN, DAMAGED OR WORN, STOP USE OF THE PRODUCT

UNTIL REPAIRS ARE MADE USING FACTORY AUTHORIZED PARTS.

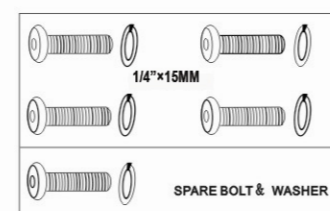
FAILURE TO FOLLOW THESE WARNINGS CAN RESULT IN SERIOUS INJURY.

HEADWARE

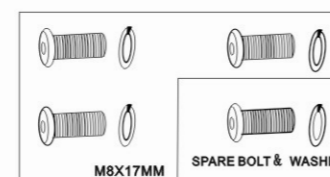


ALLEN WRENCH

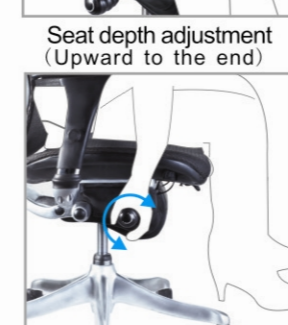
TYPE "A" ARM BOLTS & WASHER



TYPE "B" BACK BOLTS



Product Function Introduction



FOR ASSEMBLY ASSISTANCE CALL  
CUSTOMER SERVICE: 1-800-637-0005  
METRO N.Y.: 1-516-481-9500  
9 a.m to 5 p.m (Eastern)