
















index
















V1.1 effective June 1st 2014



page	model number	series	list price	seat (w x d)	back (w x h)	seat height	lbs	cube
4E-5E	 MMSY55	MONTEREY	\$855	20 X 19	20 x 23.6	19.7- 22.5	66.5	11.4
4E-5E	 MFSY77	MONTEREY	\$825	20 X 19.3	20 x 23.6	18.5 - 21.3	68.5	11.1
6E-7E	 CONCEPT 2.0	CONCEPT 2.0	\$1075	20 x 19	20 x 22	18-22	64.5	9.05
8E-9E	 ME22ERGLT	ERGO ELITE	\$1385	19.9 X 19.3	20.7 x 28	18.1 - 21.6	76	10.8
8E-9E	 ME5ERGLTLOW	ERGO ELITE	\$1330	19.9 X 19.3	20.7 x 22	18.1 - 21.6	62	9.2
10E-15E	 ME7ERG	ERGOHUMAN	\$1285	20.5 x 18	20.6 x 27.5-34.5	18.1 - 22.9	66	10.8
10E-15E	 ME8ERGLO	ERGOHUMAN	\$1235	20.5 x 18	20.6 x 22.4-27.7	18.1 - 22.9	64	9.2
10E-15E	 LE9ERG	ERGOHUMAN	\$1395	20.5 x 18	20.6 x 27.5-34.5	19.3 - 24	66	10.9
10E-15E	 LE10ERGLO	ERGOHUMAN	\$1340	20.5 x 18	20.6 x 22.4-27.7	19.3 - 24	64	9.0
10E-15E	 LEM4ERG	ERGOHUMAN	\$1360	20.5 x 17.3	20.5 x 27-29	18.5 - 22.2	66	10.9
10E-15E	 LEM6ERGLO	ERGOHUMAN	\$1300	20.5 x 17.3	20.5 x 20.9-23.2	18.5 - 22.2	64	9.0
16E-17E	 5000, 5200 5100	BODYFLEX	\$915 \$890	19.7 x 19.7	18.3 x 19.9	18.5 - 22	48	7.7
16E-17E	 5025, 5125 2/ctn	BODYFLEX	\$560	20 x 19	18 x 21	17.8	57	11/ctn
16E-17E	 5050, 5150 2/ctn	BODYFLEX	\$600	20 x 19	18 x 21	18.15	64	11/ctn
18E-19E	 SYMB SYMBHR	SYMBIAN	\$1280 \$1360	20.5 x 20	20 x 25 (headrest - adjust from 3.25 - 8.5" and adds 9 lbs to weight)	19.75 - 23.75	63	7.87
















index
















V1.1 effective June 1st 2014

page		model number	series	list price	seat (w x d)	back (w x h)	seat height	lbs	cube
20E-21E		CHAKRA	CHAKRA	\$910	22 x 18	22 x 30	16.7 - 21	64	9.8
22E-23E		MF22	HAWK	\$420	19.3 x 18.5	17.3 x 20.9	18.5 x 21.65	36	5.8
24E-25E		MT9400	APOLLO	\$425	20.5 X 19.3	19.5 X 20	18.1 - 21.7	54	5.6
26E		MMT9300	APOLLO	\$450	20.5 X 19.3	19.5 X 20	18.5 - 22	54	5.7
26E		MTG9900	APOLLO	\$415	20.5 X 19.3	19.5 X 20	18.9	39	6.2
27E		MFT945SL	APOLLO	\$495	20.5 X 19.3	19.5 X 20	18.9 - 22.4	54	6.1
27E		MFT9450	APOLLO	\$470	20.5 X 19.3	19.5 X 20	18.5 - 22	54	6.0
28E		MTHB94	APOLLO	\$450	20.5 x 19	19 x 25 (back ratchets up/down 2.8")	18.5 - 22	47.5	6.5
28E		MFHB9SL	APOLLO	\$525	20.5 x 19	19 x 25 (back ratchets up/down 2.8")	19 - 22.5	55.5	7.2
29E		MM95SL	APOLLO	\$530	20.5 X 18.5	21.3 X 22.4	18.9 - 22.4	57	6.9
29E		MM9500	APOLLO	\$455	20.5 X 18.5	21.3 X 22.4	18.9 - 22.4	57	6.7
30E-31E		FUZ3GC FUZ4GC	FUZION	\$750 \$750	20 X 17.75	20.5 X 24.25	19.1	46.5	9.5
30E		FUZ8LX-LO	FUZION	\$965	20.5 X 19	20.5 X 24.5	18.3 - 23	63	9.3
30E		FUZ9LX-HI	FUZION	\$1025	20.5 X 19	20.5 X 33	18.3 - 23	66	10
31E		FUZ5B-LO	FUZION	\$755	20.5 X 19	20.5 X 24.5	18.3 - 23	63	9.3

index
















V1.1 effective June 1st 2014















page		model number	series	list price	seat (w x d)	back (w x h)	seat height	lbs	cube
31E		FUZ6B-HI	FUZION	\$800	20.5 X 19	20.5 X 33	18.3 - 23	66	9.9
32E		708	ACE	\$665	22.5 X 19	21.5 X 29.5	18.5 - 21.3	53	8.2
32E		758	ACE	\$610	20.5 X 19.5	20.5 X 23.5	18.5 - 21.3	50	7.2
32E		564G	ACE	\$485	20.5 X 19	20.5 X 20 (X3)	17.3	35	4.9
33E		LE150	MANCHESTER HI	\$575	21 x 20	20 x 23.5	19.5-22	51	6.36
		LE255	MANCHESTER MID	\$560	21 x 20	20 x 19.5	19.5-22	46.5	6.47
34E		LE4200	VERONA	\$455	20 X 19.5	20 X 27	18.7 - 22.2	41	6.1
34E		LE9408	PRIMA	\$630	21 X 19.5	21 X 26.5	18.9 - 22.45	51	11.5
35E		LE9406	ODYSSEY	\$525	21 X 18.5	21 X 26.5	18.1 - 21.6	45	6.7
36E		LE8505	LOUISVILLE	\$525	20 X 18.5	20.5 X 24	18 - 21.2	57	7.9
36E		LE8300	GRAYSON	\$645	20.5 X 20	20.5 X 24	20.5 - 23.2	53	8.0
37E		LE450	MAXX	\$525	20.5 X 20	22 X 21	19.3 - 22	54	6.5
37E		LEG470	MAXX	\$495	20.5 X 20	22 X 21	18.9	46	6.4
38E-40E		LE811	EUROPA	\$505	17.7 X 19.7	18.5 X 23.5	18.5 - 22	45	5.5
		LE111TNM		\$475					
38E-40E		LE822	EUROPA	\$480	17.7 x 19.7	18.5 x 18	18.5 - 22	44	4.7
		LE222TNM		\$440					
38E-40E		LE833	EUROPA	\$420	17.7 X 19.7	18.5 x 18	17.7	36	5.0
		LE333TNM		\$375					

page	model number	series	list price	seat (w x d)	back (w x h)	seat height	lbs	cube
41E	 MT6500	KARL	DISCONTINUED	18 X 18.5	19.75 X 22.5	18.5 - 23	39	4.7
41E	 FE900	TRIBECA	\$475	21 X 20	20 X 26	18.7 - 22.2	43	6.7
41E	 FEG940 2/ctn	TRIBECA	\$470	20 X 21	21 X 21	17.9	42	11.0
42E	 BM9000	EXCELSIOR	\$600	22.25 X 21	22 X 25.5	20 - 23.5	70	8.2
42E	 24/7	24/7	\$505	20 X 20	20 X 21	19 - 22.5	59	6.7
43E	 MT4500	MAZE	\$385	18.7 x 17.3	19 x 17.7	18.25-21.75	35	4.25
43E	 MT3000	MAZE	\$355	19 X 17.5	19 X 18	17.5 - 21.1	34	4.25
44E	 WAU-LO WAU-HI	WAU	\$980 \$1050	18.5 X 21	22.5 X 25 FOR HIGH BACK ADD 7"	17.75-21	50	9.7/11.8
45E	 MT7500	MARLIN	\$340	21.25 x 20.6	19.3 x 20.5	17.7 - 21.7	37.5	5.2
45E	 MT8500	STINGRAY	\$345	21.25 x 19.5	19 x 19	18.5 - 22.5	39.5	5.2
46E-47E	 LE804 SE804	WING	\$470 \$455	20 x 17.75	19 x 18.5	19.5 - 23.5	44	6.2
48E	 NT5000ARM 2/ctn	FLIP	\$325	18 x 19	18 x 20	20	65	9.45/ctn
48E	 NT1000 2/ctn	FLIP	\$315	18 x 19	18 x 20	20	65	9.45/ctn
49E	 SWARM 2/ctn	SWITCH	\$535	19.5 x 18	19.5 x 14.5	17.5	61/ ctn	11.6/ctn
49E	 SW550 2/ctn	SWITCH	\$510	19.5 x 18	19.5 x 14.5	17.5	55/ ctn	116./ctn

index

V1.1 effective June 1st 2014

page		model number	series	list price	seat (w x d)	back (w x h)	seat height	lbs	cube
50E-51E		FM4080 LM5080	4x4 XL	\$525 \$595	20.5 X 19	20.5 X 24	18.1 - 21.7	61	7.4
50E-51E		498SL	4x4 SL	\$510	20 X 19	19 X 20	18 - 21.5	60	6.0
50E-51E		49802A, LM59802A	4x4	\$450 \$555	20 X 19 (X3)	19 X 20 (X3)	18 - 21.5	60	6.0
50E-51E		4984	CRUZE	\$370	20 X 19	20 X 19	18.1	40	5.6
52E		FM5505, MM5506	AVIATOR	\$455	20.5 X 19	20 X 21	18.9 - 22.4	57	6.5
53E		FT2700	CYPHER	\$380	20 x 20	18.5 x 18.5	17.7 - 21.3	47.4	6.5
54E		FT4547	RACER ST	\$370	20 X 19	18.5 X 19.5-22.5	19.3 - 22.8	60	5.4
54E		FM4087	RACER	\$450	20 X 19	18.5 X 19.5-22.5	18.5 - 22	55	6.3
55E		1701	SLIDER	\$495	20 X 18	20.5 X 25	18.9 - 22.4	66	6.5
55E		FT5241, MT5241	NEWPORT	\$300	19.5 X 19	19 X 19	17 - 20.5	30	4.4
56E		RG33	VIGOR	\$365	20 X 17.75	17 X 18	18.9 - 24	47	4.7
56E		LT5213	TUSCANY	\$370	20 X 19	19 X 20.5	19 - 22.5	32	4.7
56E		OSS400	OSS	\$280	19 X 19	17.5 S 17	16.5 - 20.1	31	4.0
57E		JAY500	DRAFTING STOOL	\$280	17.5 X 17	14 X 12	22.8 - 33	33	3.0
57E		DFT9800	DRAFTING STOOL	\$455	20.5 X 19.3	19.5 X 20	26.5 - 36.5	58	5.7

page	model number	series	list price	seat (w x d)	back (w x h)	seat height	lbs	cube
57E	 OSS400 w/ DSK500	DRAFTING STOOL	\$315	20 X 19	17.5 X 16.5	25.5 - 30.5	39	4.0
58E	 FS8270 FS8277	BREEZE	\$215 \$210	17.5 X 19.5	19 X 13.5	19.5	22	3.4
58E	 FS9070 FS9077	BREEZE	\$215 \$210	17.5 X 19.5	19 X 13.5	19.5	22	3.4
58E	 FT8289	ECLIPSE	\$365	19 X 19	19 X 17	18.5 - 22	46	5.0
59E	 S3000 (4/ctn)	AIRE	\$145	18 X 18.5	19 X 14	17.7	50	8.3
59E	 S4000 (4/ctn)	AIRE	\$145	18 X 18.5	19 X 14	17.7	50	8.3
59E	 S5000 (4/ctn)	AIRE	\$145	18 X 18.5	18 X 14.5	17.7	50	8.3
60E-61E	 8011	DAKOTA	\$240	19.5 x 20	18.5 x 13.5	18.1	23	4.0
60E-61E	 9011	DAKOTA	\$225	18 x 19.7	17.7 x 14.2	18.9	30	4.0
60E-61E	 8014	DAKOTA	\$225	19.3 x 18.5	18.5 x 13.4	17.3	18	3.1
60E-61E	 VS8012	DAKOTA	\$255	19.5 x 18.5	18.5 x 15.7	19	24	4.5
60E-61E	 7011	DAKOTA2 MESH	\$255	18 x 19	19 x 17	19	21.5	3.6
60E-61E	 7014	DAKOTA2 MESH	\$245	18 x 19	19 x 17	19	18.7	3.3
60E-61E	 7055SB	DAKOTA2 MESH	\$260	18 x 19	19 x 17	19	22.5	3.5

Ergonomic Accessories Inc

1166 Gorham St., Unit 2 Newmarket ON, L3Y 8W4

www.eaergo.com

Toll Free: (888) 374-6666 Phone: (905) 830-4441 Fax: (905) 830-9005

Customer Service and Literature requests:

info@eaergo.com

